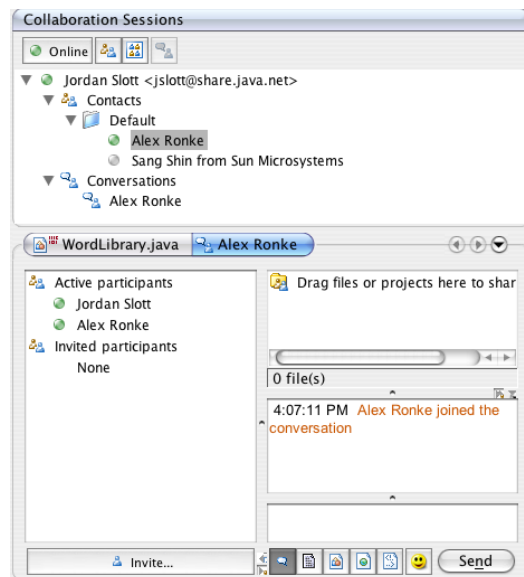


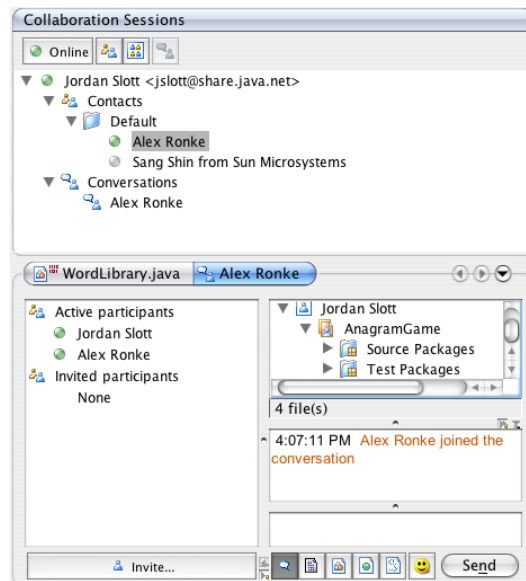
Sun Campus Evangelist Program

Netbeans Collaboration Demo Script

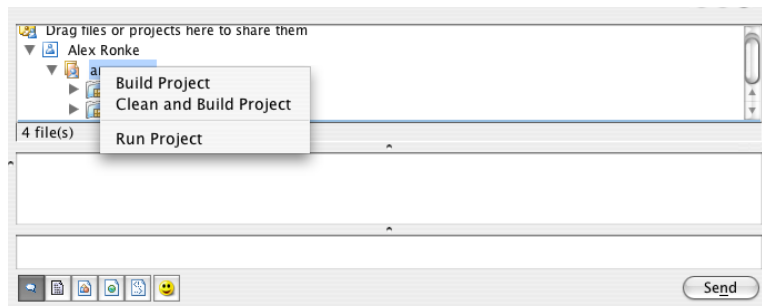
1. First you want to install the collaboration plug-in into Netbeans 5.0, create yourself an account on share.java.net, log in, add a friend as a contact and start a conversation with that friend (who must also create a share.java.net account and login). The following page gives you guide on these steps: <http://www.netbeans.org/kb/articles/quickstart-collaboration.html>.
2. In the screenshot below, you can see that I've added Alex Ronke as a contact. You can see he is online by the green dot to the left of his name. I started a conversation with him by double-clicking on his name. Alex had to confirm the invitation to join the conversation (which he did). As a result, you see three new windows: the active participants windows, a place to drag shared projects and files, and an instant message window.



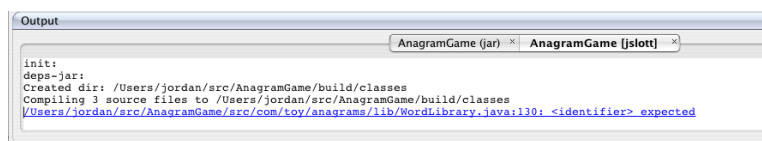
3. Next I create a sample project. I am just going to use AnagramGame which is found under "Samples -> General" when I create a new project.
4. I introduce a compile error into one of the AnagramGame files (a simply syntactical error will suffice).
5. Next I am going to share the project (AnagramGame) with Alex. I drag "AnagramGame" from my Projects window on the left-hand side of the Netbeans GUI into the window which says "Drag projects or files here to share". The following screenshot shows the AnagramGame project now shared with Alex.



- I then send an instant message to Alex to please fix the bug which I cannot find. He first compiles the project by right-clicking on the shared project and selecting “Build Project” as shown below.



- Both of us see the results of the compilation, as shown below. Alex can now open the proper source file, quickly find the error (see “Enhanced Editing & Refactoring” talking points) and recompile.



- Alex then sends me an instant message telling me the problem is fixed and providing the well-deserved criticisms:



- I can preserve the changes Alex made by dragging the project from the shared window in my Projects window – Netbeans will automatically merge the changes.